

Registrant Confirmation

See example below:

Comments:


Go to the following Zoom Link at the designated date and time: <https://tsbvi.zoom.us/webinar/register/xxxxxxxxxxxxxxxxxxxxxxxxxxxxxx>

During the Zoom webinar be sure to sign in with the first, last name, and email address. Once you are marked attended, you will receive an email notification to take our online evaluation.

A session code will be given to you at the end of the training. You will need to provide this code when taking the evaluation to obtain CEU credit.

Registration History


You can also find your Zoom link by signing into your user account. Go to **Registration History** and click on **Upcoming Sessions**. Search for the webinar you need and then click on **Print Confirmation**. A copy of your confirmation will appear. Go the comments section of the confirmation to locate the zoom link.



Texas School for the Blind and Visually Impaired

TSBVI Professional Development Online Registration at txtsbvi.escworks.net

powered by



QuickLinks


Hello, **Registration Administrator**


sign out

Home

Search Types

Registration History/Certificate

 0

Session ID Title	Start Date	Location
<div> <div>Upcoming Sessions</div> <div>Past Sessions</div> <div>WaitingList</div> <div>Online Sessions</div> </div> <div> <div>42137</div> <div>  </div> </div>	<div>TSBVI Tech Tea Time: Accessible Video Gaming</div> <div>Hosted via Zoom on November 7th, 2024</div> <div>11/7/2024 3:00 PM TSBVI, Zoom</div>	<div>Change Registration Cancel Registration Print Confirmation</div>

Courtesy Reminder

A courtesy reminder will be sent out to registered participants about 30 minutes prior to the start of the webinar. It will be sent to the primary email address listed in your user profile. The reminder will have the Zoom link and instructions on how to access the evaluation for CEU credit